

Dated: 21/April/2025

Ref: SMS-WGPL/DPCC/ND/BMW/2025/ 003

To,
Sr. Environmental Engineer
Waste Management Cell - I
Delhi Pollution Control Committee
DPCC 4th floor ISBT
Building, Kashmiri Gate
Delhi-110006

Subject: Annual report for common bio-medical waste treatment for the year 2024

Respected Sir,

Please find enclosed annual report for the year 2024 of bio-medical waste collection, transported, treated & disposal with FORM-IV duly filled as desired by you for our CBMWTF.


We assure you that we shall comply with all direction and regulation to operate the Bio-Medical Waste Management Rules, Guidelines and as advised by DPCC authorities from time to time

We shall be grateful to submit future information.

Thanking You

Yours Truly

For: **SMS WATER GRACE BMW PVT. LTD**



Authorized Signatory

Encloses: Annexure-I
Annexure-II
Annual waste collection sheet

Sumit Singh
29/04/25
(ENQUIRY COUNTER)
DELHI POLLUTION CONTROL COMMITTEE
DEPARTMENT OF ENVIRONMENT
GOVT. OF NCT OF DELHI
4TH FLOOR, ISBT BUILDING,
KASHMERE GATE, DELHI-110006

Form-IV
(See rule 13)
ANNUAL REPORT

[To be submitted to the prescribed authority on or before 30th June every year for the period from January to December of the preceding year, by the occupier of Health Care Facility (HCF) of Common Bio-medical Waste Treatment Facility (CBWTF)]

Sl. No.	Particulars		
1.	Particulars of the Occupier	:	SMS WATER GRACE BMW PVT LTD
(i)	Name of the authorized person (occupier or operator of facility)	:	PRABAL PRATAP SINGH JADON
(ii)	Name of HCF or CBMWTF	:	SMS WATER GRACE BMW PVT LTD
(iii)	Address fir Correspondence	:	DELHI JAL BOARD, SEWAGE TREATMENT PLANT, NILOTHI, DELHI-41
(iv)	Address of Facility	:	DELHI JAL BOARD, SEWAGE TREATMENT PLANT, NILOTHI, DELHI-41
(v)	Tel. No. Fax No.	:	8744076042
(vi)	E-mail ID	:	prabal.singh@smsl.co.in
(vii)	URL of Website	:	www.smsdelhibmw.co.in
(viii)	GPS Co-ordinates of CBMWTF	:	28.65 N & 77.04 E
(ix)	Ownership of CBMWTF	:	Private
(x)	Status of Authorization under the Bio-Medical Waste (Management and Handling) Rules	:	Valid up to 13/August/2029
(xi)	Status of Consents under Water Act and Air Act	:	Valid up to 24/January/2029
2.	Type of Health Care Facility	:	CBWTFs
(i)	Bedded Hospital	:	CBWTFs
(ii)	Non-bedded Hospital (Clinic or Blood Bank of Clinical Laboratory or Research Institute or Veterinary Hospital or any other)	:	CBWTFs
(iii)	License number and its date of expiry	:	

3.	Details of CBMWTE		:	SMS WATER GRACE BMW PVT. LTD.																					
(i)	Number healthcare facilities covered by CBMWTE		:	6338																					
(ii)	No. of beds covered by CBMWTE		:	36207																					
(iii)	Installed treatment and disposal capacity of CBMWTE		:	28.8 Ton per day																					
(iv)	Quantity of biomedical waste treated or disposed by CBMWTE			17160 Kg per day																					
4.	Quantity of waste generated or disposed in Kg per annum (on monthly average basis)		:	Yellow Category: 6901 Kg/Day Red Category: 7874 Kg/Day White Category: 496 Kg/Day Blue Category: 1889 Kg/Day General Solid Waste: N.A.																					
5	Details of the Storage, treatment, transportation, processing and Disposal Facility																								
(i)	Details of the on-site storage facility			Size: 900sq.ft. Capacity:25 Ton Provision of on-site storage: other provision																					
	Disposal facilities			<table><thead><tr><th>Type of treatment equipment</th><th>No. of units</th><th>Capacity Kg/day</th><th>Quantity treated or disposed in Tons per annum</th></tr></thead><tbody><tr><td>Incinerators</td><td>2</td><td>500kg/Hour</td><td>2484 Tons</td></tr><tr><td>Autoclaves</td><td>2</td><td>700kg/Hour</td><td>2834 Tons</td></tr><tr><td>Shredder</td><td>2</td><td>550Kg/Hour</td><td>2834 Tons</td></tr><tr><td>Chemical disinfection:</td><td>1</td><td>400Kg/Hour</td><td>680 Tons</td></tr></tbody></table>		Type of treatment equipment	No. of units	Capacity Kg/day	Quantity treated or disposed in Tons per annum	Incinerators	2	500kg/Hour	2484 Tons	Autoclaves	2	700kg/Hour	2834 Tons	Shredder	2	550Kg/Hour	2834 Tons	Chemical disinfection:	1	400Kg/Hour	680 Tons
Type of treatment equipment	No. of units	Capacity Kg/day	Quantity treated or disposed in Tons per annum																						
Incinerators	2	500kg/Hour	2484 Tons																						
Autoclaves	2	700kg/Hour	2834 Tons																						
Shredder	2	550Kg/Hour	2834 Tons																						
Chemical disinfection:	1	400Kg/Hour	680 Tons																						
(iii)	Quantity of recyclable wastes sold to authorized recyclers after treatment in Tons per annum		:	2680 TONS																					
(iv)	No. of vehicles used for collection and transportation of biomedical waste			33 (Close Body Vehicles as per BMW rules 2016)																					
(v)	Details of incineration ash and ETP sludge generated and disposed during the treatment of wastes in Tons per			Quantity generated	Where disposed																				

	annum	Incineration 284.8 Tons Landfill Ash
		ETP Sludge 10.8 Tons Incineration
(vi)	Name of the Common Bio-Medical Waste Treatment Facility Operator through which wastes are disposed of	SMS WATER GRACE BMW PVT. LTD DELHI-41
(vii)	List of member HCF not handed over bio-medical waste	Annexure-I
6.	Do you have bio-medical waste management committee? If yes, attach minutes of the meetings held during the reporting period	N.A.
7.	Details trainings conducted on BMW	
(i)	Number of trainings conducted on BMW Management	15
(ii)	Number of personnel trained	800 Approx
(iii)	Number of personnel trained at the time of induction	
(iv)	Number of personnel not undergone any training so far	Nil
(v)	Whether standard manual for training is available ?	PPT based
(vi)	Any other information	
8.	Details of the accident occurred during the year	Nil
(i)	Number of Accidents occurred	Nil
(ii)	Number of the persons affected	Nil
(iii)	Remedial Action taken (Please attach details if any)	Nil
(iv)	Any Fatality occurred, details	Nil
9.	Are you meeting the standards of air Pollution from the incinerator? How many times in last year could not meet the standards?	Yes (Quarterly monitored through third party) Annexure-II
	Details of Continuous online emission monitoring systems installed	Installed (Vasthi Engg. Pvt. Ltd.)
10.	Liquid waste generated and treatment methods in place. How many times you have not met the	Nil

	standards in a year?		
11.	Is the disinfection method or sterilization meeting the log 4 standards? How many times you have not met the standards in a year?		Nil
12.	Any other relevant information	:	(Air Pollution Control Devices attached with the Incinerator)

Certified that the above report is for the period from

JANUARY-2024 to DECEMBER-2024

.....
.....
.....

Prabul Pratap Singh.
Name & Signature of the Head of the Institution



Date: 21/04/25
Place: Delhi-110041

FORM – I
[(See rule 4(o), 5(i) and 15 (2))]

ACCIDENT REPORTING


1. Date and time of accident : **NIL**
2. Type of Accident : **NIL**
3. Sequence of events leading to accident: **NIL**
4. Has the Authority been informed immediately: **NIL**
5. The type of waste involved in accident : **NIL**
6. Assessment of the effects of the accidents on human health and the environment: **NIL**
7. Emergency measures taken : **NIL**
8. Steps taken to alleviate the effects of accidents : **NIL**
9. Steps taken to prevent the recurrence of such an accident : **NIL**
10. Does your facility have an Emergency Control policy? If yes give details:


Date: 21/04/25.....

Place: New Delhi-41

Signature

Designation



SMS Water Grace BMW Pvt. Ltd.					
DJB, S.T.P., Nilothi Village, New Delhi-110041					
Ph. +91-8744076042					
TOTAL WASTE DETAIL FOR THE MONTH OF JAN 2024 TO DEC 2024					
REGULAR BIO MEDICAL WASTE					
MONTH	Yellow Wt in KG	RED Wt in KG	White Wt in KG	BLUE Wt in KG	Total Wt.
Jan-24	222370.00	233651.00	14875.00	54556.00	525452.00
Feb-24	218704.00	227593.00	16194.00	55980.00	518471.00
Mar-24	208617.00	237168.00	16269.00	53955.00	516009.00
Apr-24	197893.00	233467.00	15251.00	56892.00	503503.00
May-24	200518.00	233845.00	14478.00	56926.00	505767.00
Jun-24	197522.00	228258.00	13880.00	54197.00	493857.00
Jul-24	207351.00	240753.00	14302.00	57612.00	520018.00
Aug-24	207950.00	238836.00	14950.00	58135.00	519871.00
Sep-24	198582.00	232201.00	13815.00	55728.00	500326.00
Oct-24	210671.00	245663.00	14936.00	58834.00	530104.00
Nov-24	208465.00	240568.00	14717.00	58867.00	522617.00
Dec-24	205762.00	242543.00	15001.00	58480.00	521786.00
Total Wt	2484405.00	2834546.00	178668.00	680162.00	6177781.00

